TURBO HB CHIP CONVEYOR

NON-FILTERING CHIP CONVEYOR

Large Broken or Stringy Chips
Plastic Material

YOUR "ONE-STOP-SHOP"
FOR MACHINE-TOOL PERIPHERALS



Increasing Productivity of Machine Tools

Our line of hinge belt conveyors meets the price and performance needs of today's value-oriented and high end machine tools. Hinge belt conveyors are the rugged workhorse of chip removal and are general purpose conveyors that work with all types of chips and materials.

Designed to Meet Your Application

Modern machine tools come in a large selection of horse power and processing capability. Chip conveyors are called on to remove a broad spectrum of material and chip types.

Hinge Belt conveyors come in a variety of frame types that are matched to the size limitations and horse power of the machine tool. Belt designs are flexible to match specific chip geometry and coolant requirements.

Superior Frame Construction

Long conveyor life under extreme load and abrasion conditions can only be achieved with proper frame design.

Each frame is designed to withstand the torsional forces it will see in tough machining applications. The steel gage is matched to the type of frame. The more chips a machine has the capability to produce, the more robust the frame becomes. Hardened track is used in all high wear areas, such as the curves, to provide long conveyor life. All curves and tails are smoothly transitioned so chips have no areas to accumulate in.



Variety of Belts

For most efficient chip removal and coolant drainage, a wide variety of belt designs are essential to maximize chip removal success.

Belt construction is critical to the proper removal of chips in any conveyor. Side wing and cleat height assure enough volume carrying capacity. As the frame durability increases, side wing and cleat height increase to allow for a higher chip load. Each hinge plate is designed to provide a good combination of chip removal and coolant drainage. Normal applications will use a perforated plate. For high viscosity cutting oils, double perforated plates are recommended. For small chip applications, non-perforated plates are best.

Trouble-Free Operation

Conveyors work in a tough environment. For over 4 decades, we have learned the best ways to design conveyors for dependable, trouble-free operation.

Each belt has a minimum of 2 wiper cleats that clean chips that have washed into the inside of the conveyor frame. Because all conveyor transitions use a smooth radius, these wipers do an excellent job of keeping the frame free of chips reducing the risk of a belt jamb. All belt rollers are hardened for durability. For extreme wear conditions on super heavy duty conveyors, hardened rollers mounted on hardened bushings are used with double link plates for maximum belt strength.



Continuous Unattended Operation

Conveyors are applied to continually remove chips in machine tools, including applications where unattended operation is required.

The ball detent clutch system is an available design feature. It will free all minor belt jambs without operator or maintenance intervention. The clutch is designed to release when the belt jambs then re-engage to provide torque to free the belt. Additionally, in a major jam, the clutch provides a loud popping noise to indicate the conveyor needs attention. Electronic jam protection is standard when clutches are not specified.

Options

Air Header

Small chips have a tendency to adhere to hinge plates because of the sticky nature of coolant. The Air Header option directs a stream of compressed air to knock these chips off the plate before they are carried back down into the conveyor frame.

Chip Stripper Bar

A chip stripper bar is an adjustable, serrated steel bar mounted under the belt near the conveyor discharge. Stringy or bushy chips are grabbed by this bar and ripped free of the belt before they are carried back into the conveyor frame.

Variable Speed Control

A variable speed control can be substituted for any fixed speed control to improve chip carryout capacity or reduce coolant loss.

Specifications subject to change without notice

TURBO HB CHIP CONVEYOR
TECHNICAL SPECIFICATIONS

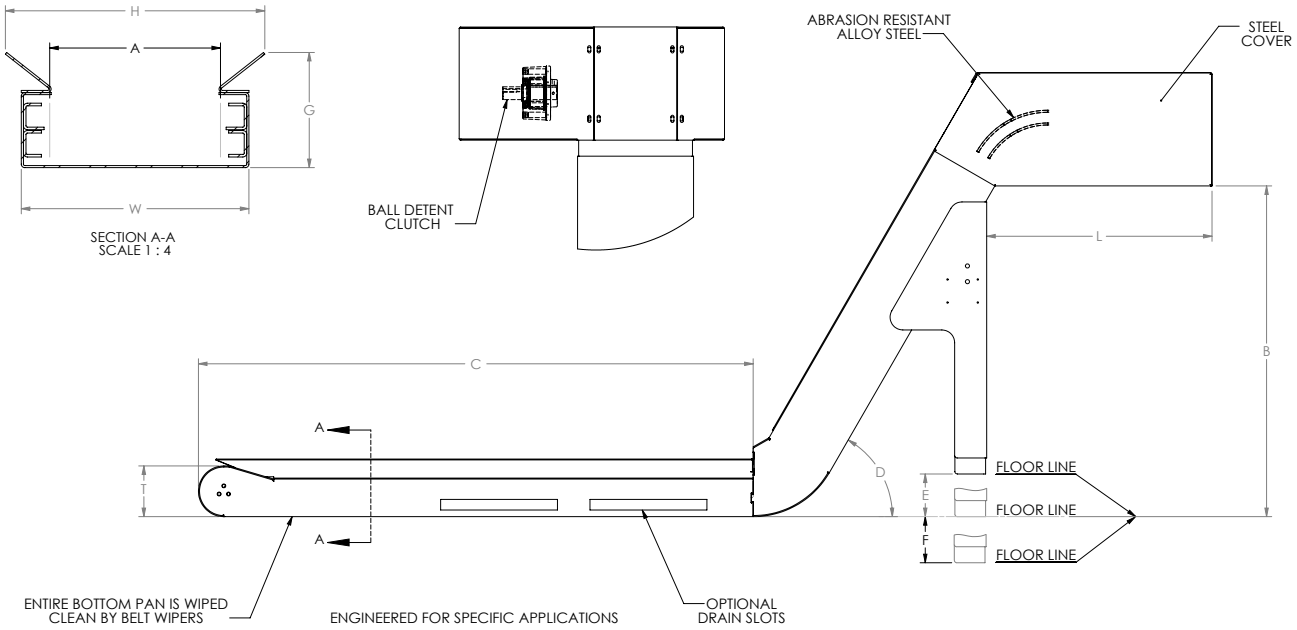

CONVEYOR FRAME DIMENSIONS (INCHES)						
TYPE	STANDARD DUTY	HEAVY DUTY		SUPER HEAVY DUTY		2" HEAVY DUTY OR SUPER HEAVY DUTY
SIDEWING HEIGHT	0.75"	1.0"	1.5"	1.0"	1.5"	1.00"
W - WIDTH	BW + 2" to 2.5"	BW + 3.62"	BW + 3.875"		+ 4.19"	BW + 3.875"
T - HEIGHT	4.84"	6.69"	8.31"	7.00"	8.62"	5.91"
L - LEG LOCATION	16.19"	23.25"				

VARIABLE	DESCRIPTION	DIMENSION
A	BELT WIDTH	
B	DISCHARGE HEIGHT TO FLOOR	
C	HORIZONTAL SECTION LENGTH	
D	INCLINE ANGLE	60 45
E	HORIZONTAL SECTION BELOW FLOOR	
F	HORIZONTAL SECTION ABOVE FLOOR	
G	BAFFLE HEIGHT (MAX)	
H	BAFFLE WIDTH (MAX)	

YOUR "ONE-STOP-SHOP" FOR MACHINE-TOOL PERIPHERALS

LNS provides a full range of barfeeders, chip conveyors, hihg pressure coolant systems, air filtration systems, and workholding systems that is second to none on the market. We are known in the industry for the solid experience we have gained over several decades in an exceptionally wide range of applications, our excellent customer service, and our technical support. This support is ensured by highly qualified technicians who are available throughout North America.

LNS North America
4621 East Tech Drive
Cincinnati, Ohio 45245

513-528-5674
Allproducts-sales@LNS-northamerica.com
www.LNS-northamerica.com